PROUDLY MADE IN india

BOROSIL®
Scientific
enabling the future of science



Rapid Fiber Analyser

Fiber bag technology for

Enhanced precision | Increased throughput | Batch processing

Fiber Analyser

Extracts crude fiber using the Weende Method in Animal Feed and Pet Food (AOAC Method 978.10)

A brief overview comprehending the crude fibre process

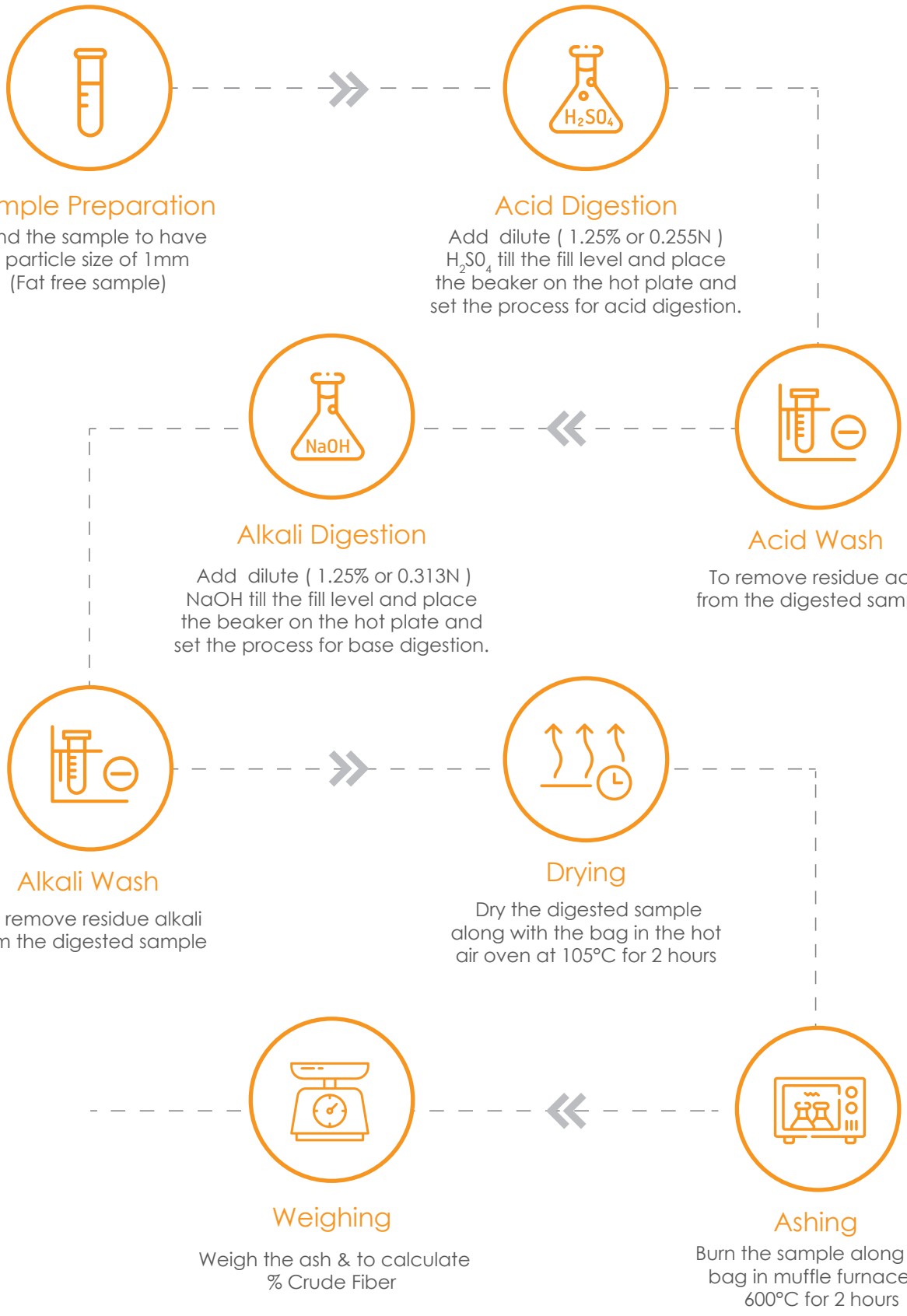

Sample Preparation

Grind the sample to have a particle size of 1mm (Fat free sample)

Acid Digestion

Add dilute (1.25% or 0.255N) H_2SO_4 till the fill level and place the beaker on the hot plate and set the process for acid digestion.

Acid Wash

To remove residue acid from the digested sample

Alkali Digestion

Add dilute (1.25% or 0.313N) NaOH till the fill level and place the beaker on the hot plate and set the process for base digestion.

Alkali Wash

To remove residue alkali from the digested sample

Drying

Dry the digested sample along with the bag in the hot air oven at 105°C for 2 hours

Ashing

Burn the sample along with bag in muffle furnace at 600°C for 2 hours

Weighing

Weigh the ash & to calculate % Crude Fiber

Salient Features



Fiber bag spacer method to increase throughput



Controlled Heater Setup



Automatic agitation using radial flow stirrer for maximum efficiency



Drop in coupling to ensure perfect head to base fit



Non - Pressurized system for user safety



User-friendly interface with display prompts for process navigation



Buzzer alert upon process completion



Compact design reduces bench space

Applications



Food



Feed





Research &
Acedemic
Institute



Food
Technology
Institutes

Determinations

- Crude fiber (CF)
- Acid detergent fiber (ADF)
- Neutral detergent fiber (NDF)
- Acid detergent lignin (ADL)



Accessories



Fiber Bag
BLAAMFB008CRC00000



Glass spacer
BLAAMFB00810000004



Insert rack (carousel)
BLARMFB00811000000



Silica Crucible with Tray
BLAAMFB008CRCLIDAC



Crucible Tray
BLAAMFB008CRCTRYAC



Silica Crucible
BLAAMFB008CRULIDAC

Auxiliary units

Samples to be defatted before subjecting to fiber estimation. A soxhlet apparatus to be used for removing the fat content of the sample. Optimum results guaranteed with a Chiller



SOX015 (one position 500ml soxhlet) Also available in 6 position and 250ml capacity



CHL050- 5ltr chiller for fiber unit

Technical Specifications

Model Name	MFB008
No of positions	8
Method	Fiber bag spacer
Sample size	0.5 - 3gm
Measuring Range	0.1 % - 100 %
Drop-in coupling	Yes
Fiber bag material	Nylon
Reproducibility	<1%
Agitation	Automatic
Stirrer type	Radial flow stirrer
Beaker volume	3 L
Instrument process time	120 min
Reagent required per process (acid & alkali)	1.2 liter (approx)
Power supply	200 – 240 V 50 – 60 Hz
Total power consumption (W)	900 Watts
Dimensions (LxBxH in mm)	395 x 260 x 710
Ordering code	BLFAMFB00800000000

Recommended Labquest Auxilary Units

Combine Rapid Fiber Analyser with Chiller

It is recommended to use a chiller for accurate and reliable measurements. Chillers control temperature by circulating water through a condenser, facilitating heat dissipation.
This conserves water, fosters eco-friendly practices, and enhances operational efficiency.





Use a Borosil Soxhlet apparatus or an Rapid fat analyzer for defatting

Defatting, also known as degreasing involves the removal of lipids (fats and oils) from the sample before fiber analysis. Defatting removes impurities, enhances fiber recovery, increases process efficiency and improves sample repeatability.

BOROSIL®
Scientific

1101, Crescenzo, G-Block, Opp. MCA Club,
Bandra Kurla Complex, Bandra (E), Mumbai - 400 051, India
E: bsl@borosil.com W: www.borosilscientific.com

Pune Manufacturing Unit:
BOROSIL SCIENTIFIC LTD.
21-24, Plot No. 8, Indialand Global Industrial Park,
Hinjewadi Phase - I, Pune - 411057

Service Support:
lab.support @borosil.com
1800-224-551

Visit Website

Connect with us on LinkedIn